



WFCF Farm Friends Newsletter January 2025

2025 CSA Registration is Now Open to All!



Welcome to the start of the 2025 season.

Please read on for important information about our options, registration process, and updates to our program. If you have already signed up, many thanks!

Find prices & descriptions of our CSA shares [here](#). Pick ups begin June 4.

- 20-Week Summer Share
- Subsidized 20-Week Summer Share
- SNAP 20-Week Summer Share
- 20-Week Lil Share
- 10-Week Summer Share
- 20-Week Mushroom Share
- 10-Week Early Season Mushroom Share
- 10-Week Late Season Mushroom Share
- 10-Week Flower Share
- 8-Week Fruit Share
- Extended Season Share
- Subsidized Extended Season Share

[Sign Up Here](#)

Check Your Membership Status

All 2025 CSA shareholders must be current members of WFCF--this includes all share partners for those splitting shares. Please add a membership to your cart for each household participating in the CSA.



[Check your membership status or renew your membership here](#)

Important Details for Shareholders

- 2025 CSA & Farm Stand Hours are Wednesdays, Thursdays, Fridays 2:30-6:30pm and Saturdays 9:30am - 2:30pm
- Prices & descriptions of our CSA shares are [here](#).
- Your share(s) may be picked up by a friend or family member if you are not available.
- Please review our [FAQs](#) to learn more about pick-up dates and policies.
- 10-week share holders, please see the [25 ODD / EVEN Schedule](#) and note that change requests cannot be accommodated once the season has started.
- Unclaimed shares will be donated to our hunger relief programs. (The pick-your-own portion of your weekly share may still be picked any time during daylight hours.)
- Questions? email ana@communityfarms.org

2025 Share Pricing & Donor Covers Costs



We have modestly raised our 2025 CSA prices to help cover our expenses. One of our fastest growing areas of expense is the fees we incur for processing credit cards. In 2024, WFCF incurred more than \$22,000 in credit card processing fees. By covering the cost of your transaction, you are helping us to meet our operating costs, and to remain focused on our mission of cultivating sustainable and equitable relationships between people, their food supply, and the land from which it grows. Thank you for doing so.

Our Regenerative Agriculture Plan

In 2025 WFCF is implementing an enhanced regenerative agriculture and soil fertility plan for 2025. To summarize, this plan involves taking 1/4 of the cultivated land out of the production cycle each year to increase biodiversity, absorb excess nutrients, promote microbiological growth, and build soil structure. Once every field has been rested in



cover crop for a season, production on 3/4 of the total acreage should equal previous production on 100% of the acreage. In the first year, a drop in production will occur as we rest 1/4 of the land in cover crop. This will translate to a reduction in full summer CSA's by 50 shares. This is an exciting update in our land stewardship and vegetable production goals. Read more about the soil fertility plan [here](#) (slideshow) and [here](#).

You Can Count On Some February Fun in These Hands-On Workshops

Join us for some meaningful and earth- and family friendly time this month. Click on the images and links for full descriptions and to register. These and other happenings can be easily found on our [2025 Events Calendar](#), which you may wish to bookmark.



Seeded Valentines | Sun. Feb 8

At this eco-friendly family workshop in our cosy greenhouse. We'll use recycled materials to create seed-embedded paper in festive shapes and colors.



Family Farm Walk & Crafting Session | Mon. Feb 17

On this family friendly winter farm walk, we'll explore the farm and collect twigs and stones. Then we'll head to the greenhouse for hot chocolate to make kindness rocks and twig stars.

Sign Up Is Now Open for All Seasons of Our Perennial Programs

WFCF's popular experiential, project-based programs are for learners of all ages who would like to explore agriculture, gardening, nature, culinary arts, sustainable homesteading, foraging, and science-based programs. These Interdisciplinary programs take place largely outdoors in our Learning Garden, Education Shed and MicroField. Our amazing team of WFCF Educators and guest instructors deliver age-appropriate lessons and workshops all designed by professionals in their field. **We're now accepting registrations for the following programs for all seasons. Please click the images and links to read the full program descriptions and to register!**



Little Sprouts

ON THE FARM

For children 12 months to 5 years, and their caregivers.



NOW REGISTERING for 2025!
WINTER, SPRING, FALL & EXTENDED FALL SEASONS

Little Sprouts is for children ages 12 months-5 years with caregiver



After School

ON THE FARM

A DROP - OFF PROGRAM FOR SCHOOL AGE YOUTH, 1ST - 8TH GRADE.



WINTER, SPRING, FALL & EXTENDED FALL SEASONS
SEE SUMMER ON THE FARM FOR SCHOOL-AGE PROGRAMS, JUNE - AUGUST

After School is for 1st-8th graders & has a new 5:30 PM pick up option available



Teen Leadership Corps

FOR TEENS 13 - 17 YRS.



WINTER, SPRING, FALL & EXTENDED FALL SEASONS
OPPORTUNITIES TO APPLY FOR TEEN EMPLOYMENT OPPORTUNITIES & COMMUNITY SERVICE HOURS FOR SCHOOL JUNE - AUGUST

Teen Leadership Corps is especially for teens ages 13-17



Summer on the Farm

A DROP-OFF PROGRAM FOR RISING 1ST - 8TH GRADERS



June - August 2025

Summer on the Farm offers week-long drop-off programs for rising 1st-8th graders. New times! 9 AM-2 PM

Work Here!




These positions (see below) are currently posted on the employment page of our [website](#). Please note that WFCF is an equal-opportunity employer committed to a policy of non-discrimination and equal opportunity for all employees and qualified applicants without regard to race, color, national origin, religion, gender, gender identity, gender expression, sex, sexual orientation, sexual identity, pregnancy or medical or common conditions related to pregnancy or childbirth, marital status, disability, age, citizenship status, familial status, ancestry, veteran status, genetic information,


receipt of free medical care, or any other characteristic protected under applicable law. Waltham Fields Community Farm will make reasonable accommodations for qualified individuals with known disabilities, in accordance with applicable law.

- [CSA & Farm Stand Assistant](#)
- [NEW!: CSA & Farm Stand Staff](#)
- [Farm Equipment Manager](#)
- [Field Crew Farmers](#)
- [Office Administrator](#)
- [Seasonal Lead Educator](#)
- [Supervisory Educator 2025](#)

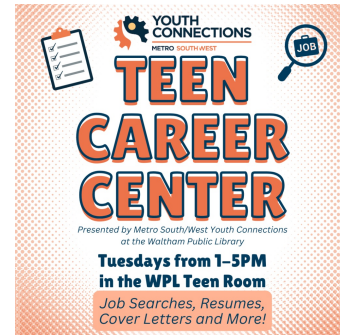
Community Events



[Waltham Family School
Coffee & Conversation](#)
9:30-11 am | Jan 30



[Annual Duck Walk Along the
Charles](#) | Waltham Land
Trust | Feb 15



[Metro South/West Youth
Connections Teen Career
Center](#) | Waltham Public
Library next session Feb 4



local food for **everyone**

Waltham Fields Community Farm
240 Beaver Street, Waltham, MA 02452
(781) 899-2403
www.communityfarms.org
Mailing address
P.O. Box 540370 Waltham, MA 02454

[Andy Andrews](#), **Farm Manager**
[Stacey Daley](#), **Executive Director**
[Susanna Hilfer](#), **Assistant Farm Manager**
[Jessica Herwick](#), **Director of Education &
Community Engagement**
[Susanna Hilfer](#), **Assistant Grower**
[Marla Rhodes](#), **Volunteer Coordinator**
[Amanda Smith](#), **Development Director**
[Ana Strayton](#), **Distribution & CSA Manager**
[Trish Wesley Umbrell](#), **Associate Director**
[Marina Vergara](#), **Community Outreach Farmer & Lead Educator**

Winter CSA Assistant Growers Robbie Harwood and Nina Waskiewciz

Connect with WFCF!



Cummings Foundation
\$25 MILLION
GRANT PROGRAM

2022
WINNER

Waltham Fields Community Farm | 240 Beaver Street | Waltham, MA 02452 US

[Unsubscribe](#) | [Update Profile](#) | [Constant Contact Data Notice](#)



Try email marketing for free today!